



煤氣
Towngas



CHAMPION[®]

Every Drop is Momentous

 **CHAMPION**

AS-3 (ADVANCE)

煤氣熱注式
揭門式洗碗碟機

Gas Heated
Door Type Dishwasher

AS-3 (ADVANCE)

揭門式洗碗碟機
Door Type Dishwasher

卓匯洗碗碟機特色
CHAMPION Dishwasher with Excellent Characteristics



環保節能

ENVIRONMENTAL
ENERGY SAVING

環保節能設計，節省用水量和耗電量，達致最高經濟效益。

The green-design is focus on reducing consumption of water and energy, in order to achieve economic efficiency.



穩定耐用

STABLE AND DURABLE

全機採用SUS 304 1.5mm不鏽鋼結構及機械式控制設計，於高溫及潮濕的環境中亦應能發揮超高耐用性及穩定性。

The construction adopt SUS 304 1.5mm stainless steel and mechanical control. Durability and stability can be maintained even in high temperature and moisture environment.



高效運作

HIGH EFFICIENCY

高速設計及強勁水力輸出，提升洗滌效率，減省人手。

High speed design and strong washing power, enhance the washing efficiency and manpower saving.



國際認可

INTERNATIONAL
RECOGNITION

CHAMPION洗碗碟機全系列獲國際認可，符合國際食品安全及衛生標準；認可設備於材料、易潔度、溫度、時間、水壓、運作設計等、各方面均達到國際標準。

CHAMPION Dishwasher complied with the international standard of food safety and hygiene, approved by HACCP which achieved the standard of material used, washable, temperature, time, water pressure and operation, hygiene and safety image enhanced.



國際廠房

INTERNATIONAL
MANUFACTORY

首家港資公司創立國際性廠房，全線洗碗碟機在嚴密的工序及監控下生產；從技術研發，原材料選材，流程設計，質量管理及控制都一絲不苟。

The first international dishwashers' manufactory financed and managed by Hong Kong Company. The full series of dishwashers are manufactured under rigorous procedures and inspection, from research and development, materials selection, procedure design, to quality control.



簡單易用

SIMPLE TO USE


採用簡易操作系統，一按式啟動及自動化操作，任何家用操作自如。

Adopt user friendly operation system. "One-Button" activation and automatic operation are easy for any users to control.

信心保證 Quality Assurance

- 食品安全認證 HACCP International Food Safety Certificate 
- CSA認證  Certificate
- 歐盟認證  Certificate
- 質量管理認證 Quality Management System  ISO 9001:2008 Certificate
- 香港政府食物環境衛生署認可牌照 HKSAR Food and Environmental Hygiene Dept. Approved Certificate

卓越設計功能 AS-3(ADVANCE) Excellent Design



▲ 內置過水泵及保溫熱水爐，能穩定過水水溫及水壓，達致穩定的消毒效果，確保餐具能達到清潔衛生的標準。

Provides stabilize rinsing temperature and pressure by the build-in rinse pump and temperature keeping booster, ensure the hygiene and cleaning result.



▲ 機門用上輕巧耐用的拉門設計，配以自動控制操作和安全感應功能，使機器運作時更安全更方便。Smooth lift doors equipped with automatic sensor control, make work easy and safe.




▼ 採用內凹式噴孔設計，有效阻隔垃圾及食物渣滓，避免噴孔受到阻塞，並加強清洗能力和擴闊噴洗範圍。

Debossed anti-clog nozzles provides powerful washing performance, strainer pans and baskets can separate the food soils and trash in order to avoid any nozzle blockage.

▲ 設有兩段洗滌時間可供選擇，能調節速度以配合不同餐具的清洗要求。

Two cycle time options, to meet different washing requirements of various utensils.



▲ 清洗系統採用不擋水篩架設計，能提供全方位角度，確保餐具能獲得全面清洗效果。

Non-shield rack holder provides comprehensive coverage of washing area which ensure cleaning result of crockery.



◀電控箱及過荷保護裝置位於機頂，減少與水源接觸的機會，避免因濺濕導致機件故障及危險。

Control panel and overload protection are located on top of the machine, thus minimize the risk of machine break down and any safety issues which caused by the contact of water.

技術規格 Technical Data

外形尺寸 Size	697 (W) x 683 (D) x 1578.5 (H) mm
開門高度 Door Opening Height	1900 mm
時間選擇 Cycle Time	Min.60 – Max.180 秒 (Sec)
機器淨重 Net Weight	125 kg
膠篩尺寸 Rack Size	500 (W) x 500 (D) mm
最大洗滌量 Machine Capacity	60 篩 (Racks) / 小時 (Hour)
最高洗滌高度 Loading Height	420 mm
水缸容量 Tank Capacity	36 L
每篩耗水量 Rinse Usage	3 L / 篩 (Rack)
建議水壓 Recommend Water Pressure	15 – 25 psi
主洗水缸加熱功率 Wash Tank Heater	2 kW
主洗水泵功率 Wash Pump Power	0.9 kW
過水泵功率 Rinse Pump Power	0.25 kW
內置電熱水爐功率 Internal Booster Heater	2 kW
總耗電功率 Electrical Loading	3 kW (13.6 Amp)
供電要求 Power Supply	220 V / 50 Hz / 1 Phase (15 Amp)
煤氣熱水爐 Town Gas Water Heater	BRSW520BFE



煤氣熱水爐 Town Gas Water Heater (BRSW520BFE)

外形尺寸 Size	380 (W) x 575 (H) x 160(D) mm
最高熱水輸出量 Max. Hot Water Output (83°C)	9.3 L / min (入水溫度23.6°C Incoming at 23.6°C)
煤氣輸入量 Gas Rate	Min. 10.5kW – Max. 52.2kW
供電要求 Power Supply	AC 220 V / 50 Hz / 1 Phase (13 Amp)
安裝模式 Installation	掛牆式 Wall Mounting

AS-3 (ADVANCE)

揭門式洗碗碟機
Door Type Dishwasher

透視圖
Perspective

運作圖 Operation Diagram

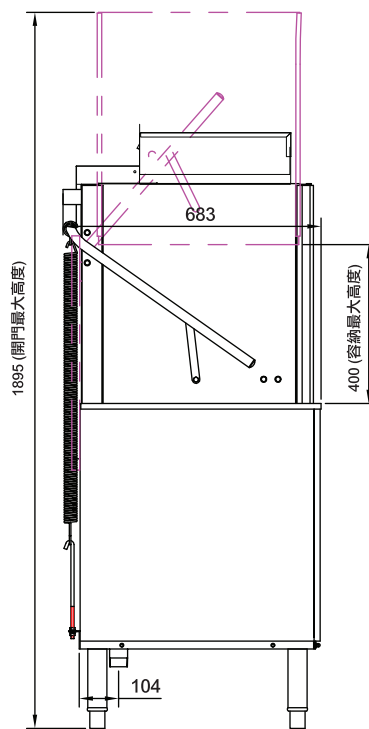
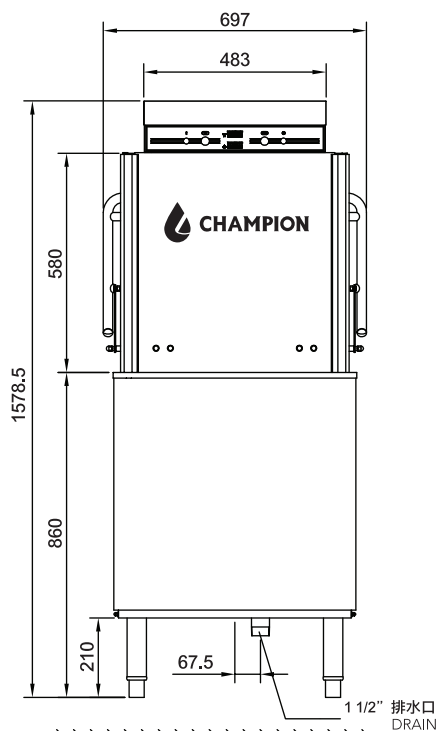


標準式運作圖
Standard Type Operation

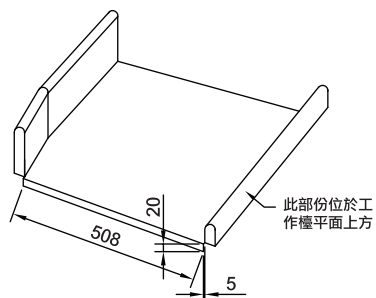
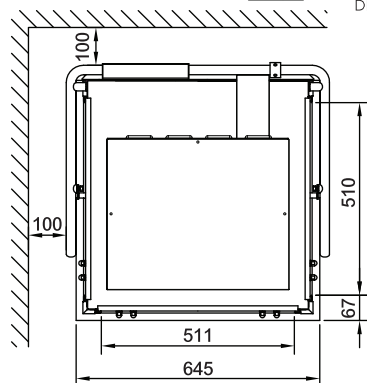


牆角式運作圖
Corner Type Operation

透視圖 Perspective



碗盤台與洗碗機接口立體視圖



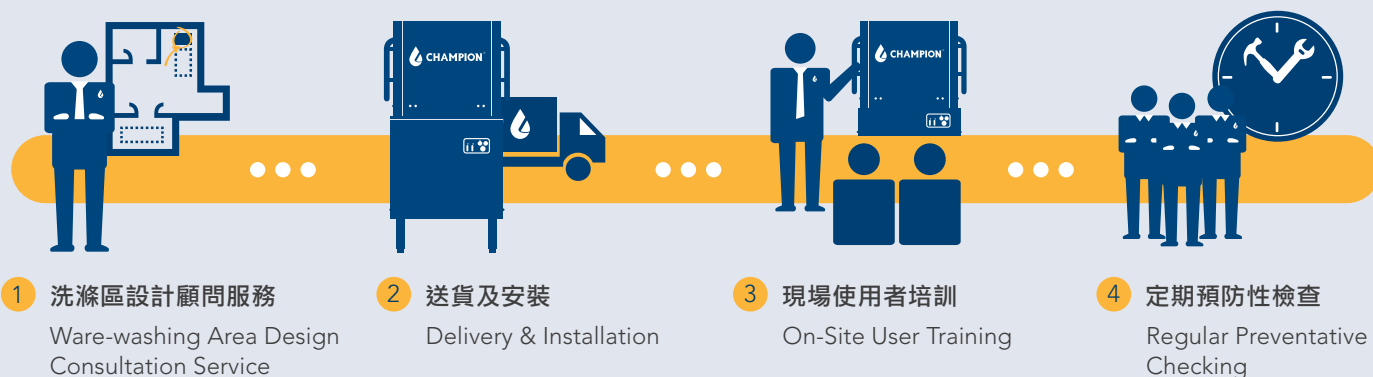
- 說明：
1. 括號內尺寸為800mm (工作檯標準高度) 機器；
 2. 本機器可將直行式改為轉彎式安裝 (圖所示)。

安裝要求：
在機器進場安裝前，用戶必須配置好3/4" 進水介面 (水壓不應大於2Kg) 及三相五線6平方電纜線、40安培空氣開關 (位於洗碗機旁)。

卓越一站式服務 Excellent One-Stop Services

每一點滴，用心連繫
Every Drop is Momentous

從設計流程開始，直至售後支援服務，卓滙都細心關顧客戶所需。
We care about our customers and take care of anything starting from design, after-sale and maintenance services.



專業服務 Professional Service



專業顧問團隊
Professional Consulting Team



衛生諮詢培訓
Hygiene Consultation & Training



安心檢查維護
Secure Maintenance Service



流動工程車隊
Engineering Motorcade



充裕零件供應
Sufficient Spare Parts Supply

聯絡資料 Contact Information



歡迎聯絡我們以了解更多相關資料。
For more details of the above information, please do not hesitate to contact us.

香港
Hong Kong

卓滙化工有限公司
Champion Chemicals Limited.
☎ (852) 2475 9875
✉ enquiry_hk@champion-chem.com

中國
China

盛邦滙商貿(深圳)有限公司
Champion Limited
☎ (86) 0755 2821 8882
✉ enquiry_ch@champion-chem.com

澳門
Macau

卓滙化工有限公司
Champion Chemicals Limited.
☎ (853) 2823 0511
✉ enquiry_mc@champion-chem.com

台灣
Taiwan

卓滙股份有限公司
Champion (Taiwan) Limited
☎ (886) 2 2643 6111
✉ enquiry_tw@champion-chem.com